

Expanding Bosnia-Herzegovina's Exports through the Generalized System of Preferences (GSP) Program

Bill Jackson

Office of the U.S. Trade Representative

Executive Office of the President

July 2012



Presentation Summary

- **Overview of the U.S. GSP Program**
- **B-H's GSP exports to the U.S.**
- **How to increase B-H's use of duty-free opportunities**

GSP Program

- **Enhanced access to U.S. market**
- **Expanded choices for U.S. industries & consumers**
- **Provides duty-free treatment for up to 5,000 products from 128 countries**
- **\$18.5 billion in total U.S. GSP imports (2011)**
- **GSP program authorized through July 2013**

GSP Program: *Eligible Imports*

- Eligible: many manufactured items & inputs, most jewelry, many agricultural products, chemicals, minerals, marble, carpets
- Ineligible: most textiles & apparel, watches, footwear, handbags, luggage, and some gloves and leather products

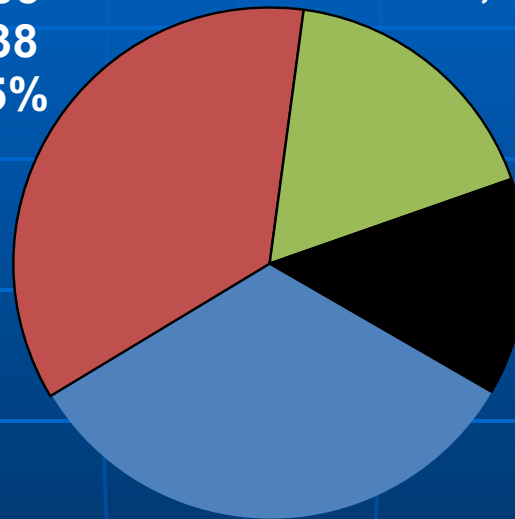
How many products are eligible for GSP duty-free treatment?

MFN duty-free
imports 3,738
products: 35%

Dutiable imports
1,830 products:
17%

GSP-eligible
imports (LDCs),
1,431 products:
13%

GSP-eligible
imports (all), 3,450
products: 33%



U.S. and B-H Trade

- 2011 U.S. imports from B-H: \$48.5 million
- GSP imports: \$ 4.3 m (9% of total imports)

Top GSP imports in 2011:

Interchangeable tools (2.9-8.4% MFN tariff)	\$2.4 m
Preserved cucumbers (9.6% MFN tariff)	\$0.3 m
Frozen berries (4.5- 9% MFN tariff)	\$0.2 m

- Overall GSP utilization rate: 66.2%

How to Qualify for Duty-Free Treatment under GSP

- Must be a GSP-eligible product
- Must be a product or growth of B-H
- If using non-B-H inputs, local content & processing must be $\geq 35\%$ of the value
- Must import directly into the U.S. w/o entering commerce of another country
- Benefit must be claimed by importer
- Keep production/accounting records to assist importer to verify GSP claim


Is my product eligible for duty-free treatment under GSP?

- The easiest way to find out is to go to:
http://dataweb.usitc.gov/scripts/tariff_current.asp
- List of GSP-eligible products at:
<http://www.ustr.gov/trade-topics/trade-development/preference-programs/generalized-system-preferences-gsp/gsp-program-i-0>

USITC DataWeb: USITC Tariff Database - Windows Internet Explorer

Go to: http://dataweb.usitc.gov/scripts/tariff_current.asp

USITC DataWeb: USITC Tariff Database



United States
International Trade Commission

USITC Home > DataWeb > USITC Tariff Database

Contact US

- DataWeb Assistance

Tariff and Trade DataWeb

- Trade DataWeb Login
- DataWeb FAQ
- DataWeb How To

Classification Systems

- Tariff Search Tool
- Classification Systems
- Commodity Translation Wizard
- Description Lookup

Trade Data Reports

- Trade Data Reports
- Graphs of Trends
- Trade Shifts
- Certain Steel Products
- Sub-Saharan Africa
- Trade by Geographic Regions
- Trade by Partner Country
- AVE Duties 1891-2010
- Principal Supplier Analysis

:: 2012 U.S. Tariff and Trade Data for a specific product

Tariff data current through February 3, 2012. This site includes planned staged tariff reductions (where applicable) and 3-year (plus year-to-date) import data!

Enter either the *first part* of an HTS category number up to 8 digits--e.g., "8501" or "850110"--, or *any part* of a product description--e.g., "bovine", or "articho"--(without the "quotes"). The search is not case-sensitive, so the results for "Bovine" will be the same as for "BoVinE"

User note: While the USITC publishes the HTS, the U.S. Customs Service interprets it. Contact the Customs offices with questions about how potential importations should be classified.

In the brief item descriptions, the abbreviation "NESOI" means not otherwise specified or included.

1. Type the name of your product

2. Click the "List items" button

Internet | Protected Mode: On 100%

USITC DataWeb: USITC Tariff Database - Windows Internet Explorer
http://dataweb.usitc.gov/scripts/tariff_current.asp

United States International Trade Commission

USITC Home > DataWeb > USITC Tariff Database

Contact US
DataWeb Assistance
Detail

Tariff and Trade DataWeb
Trade DataWeb Login
DataWeb FAQ
DataWeb How To

Classification Systems
Tariff Search Tool
Classification Systems
Commodity Translation Wizard
Description Lookup

Trade by Partner Country
AVE Duties 1891-2010
Principal Supplier Analysis

Tariff Database
HTS Online Reference Tool
Tariff Database

Now select ONE item for which you want tariff and trade information.
Click the "Detail" button when you have made your selection

- 08102090 Raspberries and loganberries, fresh, if entered July 1 - August 31, inclusive; blackberries & mulberries, fresh, entered any time (*Begin Effect Date: 01/01/1989*)
- 08103000 Black, white or red currants and gooseberries (other than kiwifruit), fresh (*Begin Effect Date: 02/03/2012*)
- 08109026 (**Expired**) Black, white or red currants and gooseberries, berries and tamarinds, fresh (*Begin Effect Date: 01/01/2007*)
- 08112020 Raspberries, loganberries, black currants and gooseberries, frozen, in water or containing added sweetening (*Begin Effect Date: 05/15/2012*)
- 08112020 (**Expired**) Raspberries, loganberries, black currants and gooseberries, frozen, in water or containing added sweetening (*Begin Effect Date: 03/15/2012*)
- 08112020 (**Expired**) Raspberries, loganberries, black currants and gooseberries, frozen, in water or containing added sweetening (*Begin Effect Date: 01/01/2011*)
- 08112040 Blackberries, mulberries and white or red currants, frozen, in water or containing added sweetening (*Begin Effect Date: 05/15/2012*)
- 08112040 (**Expired**) Blackberries, mulberries and white or red currants, frozen, in water or containing added sweetening (*Begin Effect Date: 03/15/2012*)
- 08112040 (**Expired**) Blackberries, mulberries and white or red currants, frozen, in water or containing added sweetening (*Begin Effect Date: 01/01/2012*)

Internet | Protected Mode: On 100%

2. Click the "Detail" button

1. Choose your product from the list

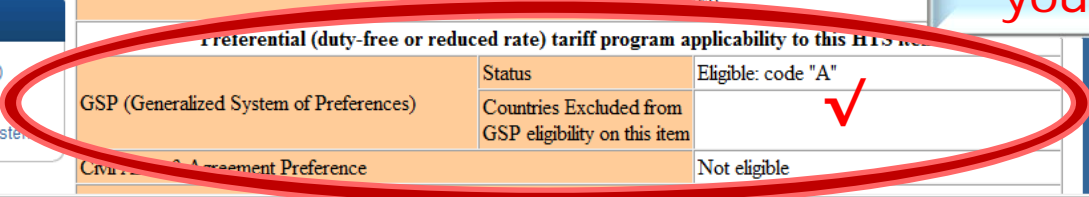
USITC DataWeb: USITC Tariff Database - Windows Internet Explorer
 http://dataweb.usitc.gov/scripts/tariff_current.asp

USITC DataWeb: USITC Tariff Database

2012 U.S. Tariff and Trade Data for a specific product
 2012 Tariff and Most Recent Annual U.S. Import Information

HTS Number	08112040	
Brief Description	Blackberries, mulberries and white or red currants, frozen, in water or containing added sweetening	
Customs value of recent U.S. imports for consumption		
Click for more detail on imports by source country or imports by tariff program or imports by U.S. Customs district of entry or imports by statistical suffix (HTS10)	2011 imports (thousand dollars) \$17,730.7	
Tariff Treatment		
Beginning Effective Date (most recent date any part of this HTS item's tariff treatment changed)	05/15/2012	
Ending Effective Date (date any part of this HTS item is next scheduled for tariff treatment change)	12/31/2012	
1st Unit of Quantity (Q1)	Kilograms	
2nd Unit of Quantity (Q2)		
2012 Normal Trade Relations (NTR) duty rate (formerly known as the Most Favored Nation (MFN) duty rate)	MFN Text Rate	9%
	Duty calculation	(Ad Valorem Rate) times (Value)
	Ad Valorem (percent of value) component	9%
	Specific (per unit) component	\$0
	Other duty component	\$0
	Binding Status	Bound in World Trade Organization
"Column 2" (non-NTR) duty rate (Applies to imports from a small number of countries that do not enjoy NTR duty status)	COL2 Text Rate	35%
	Duty calculation	(Ad Valorem Rate) times (Value)
	Ad Valorem (percent of value) component	35%
	Specific (per unit) component	\$0
Preferential (duty-free or reduced rate) tariff program applicability to this HTS item		
GSP (Generalized System of Preferences)	Status	Eligible: code "A" ✓
	Countries Excluded from GSP eligibility on this item	
Civilian Trade Agreement Preference	Not eligible	

Check if code "A" is listed for your product



USITC DataWeb: USITC Tariff Database - Windows Internet Explorer
 http://dataweb.usitc.gov/scripts/tariff_current.asp

2012 U.S. Tariff and Trade Data for a specific product
 2012 Tariff and Most Recent Annual U.S. Import Information

HTS Number	08112040	
Brief Description	Blackberries, mulberries and white or red currants, frozen, in water or containing added sweetening	
Customs value of recent U.S. imports for consumption		
Click for more detail on imports by source country or imports by tariff program or imports by U.S. Customs district of entry or imports by statistical suffix (HTS10)	2011 imports (thousand dollars) \$17,730.7	
Tariff Treatment		
Beginning Effective Date (most recent date any part of this HTS item's tariff treatment changed)	05/15/2012	
Ending Effective Date (date any part of this HTS item is next scheduled for tariff treatment change)	12/31/2012	
1st Unit of Quantity (Q1)	Kilograms	
2nd Unit of Quantity (Q2)		
2012 Normal Trade Relations (NTR) duty rate (formerly known as the Most Favored Nation (MFN) duty rate)	MFN Text Rate	9%
	Duty calculation	(Ad Valorem Rate) times (Value)
	Ad Valorem (percent of value) component	9%
	Specific (per unit) component	\$0
	Other duty component	\$0
"Column 2" (non-NTR) duty rate (Applies to imports from a small number of countries that do not enjoy NTR duty status)	COL2 Text Rate	35%
	Duty calculation	(Ad Valorem Rate) times (Value)
	Ad Valorem (percent of value) component	35%
	Specific (per unit) component	\$0
	Other duty component	\$0
Preferential (duty-free or reduced rate) tariff program applicability to this HTS item		
GSP (Generalized System of Preferences)	Status	Eligible: code "A"
	Countries Excluded from GSP eligibility on this item	
Civil Aircraft Agreement Preference		Not eligible

More detail can be found by clicking on the links here. For example, click on "imports by source country"



- Trade Shifts
 - Certain Steel Products
 - Sub-Saharan Africa
 - Trade by Geographic Regions
 - Trade by Partner Country
 - AVE Duties 1891-2010
 - Principal Supplier Analysis
- Tariff Database**
- HTS Online Reference Tool
 - Tariff Database
 - Tariff Programs
 - Tariff DataBase Tables 1997-2012
 - Future Tariffs Lookup
 - World Tariff Sources
- Other External Links**
- Customs Rulings (CROSS)
 - Order Data from Census
 - Schedule B for Exports
 - International Trade Data System

Import detail for HTS Item (8-digit) - Windows Internet Explorer

http://dataweb.usitc.gov/scripts/details.asp?Phase=HTS8&HTS8=08112040&DESC=

Import detail for HTS Item (8-digit)

USITC Trade Database--Web Access

US imports for consumption at Customs value for HTS8 08112040:
by sources, in descending value of 2011 imports

Source	2009	2010	2011		2012		Percent change YTD2011- YTD2012
	--thousand dollars--		Percent of total	January-April --thousand dollars--			
All sources	\$8,712.4	\$10,832.9	\$17,730.7	100.0%	\$9,081.7	\$11,366.3	25.2%
Chile	\$7,411.9	\$8,296.2	\$13,773.4	77.7%	\$8,269.7	\$9,814.8	18.7%
Republic of Serbia	\$40.7	\$960.6	\$1,912.3	10.8%	\$203.5	\$552.2	171.4%
Mexico	\$405.0	\$891.6	\$919.4	5.2%	\$276.8	\$765.1	176.4%
China	\$411.5	\$388.3	\$851.8	4.7%	\$473.2	\$911.9	38.8%
Bosnia-Herzegovina	\$23.0	\$93.2	\$155.2	0.9%	\$59.5	\$72.7	22.2%
Colombia	\$70.2	\$21.8	\$51.2	0.3%	\$12.1	\$11.1	-39.0%
Turkey	\$0.0	\$0.0	\$53.7	0.3%	\$53.7	\$0.0	-100.0%
Hungary	\$0.0	\$0.0	\$44.5	0.3%	\$0.0	\$0.0	
Poland	\$0.0	\$39.7	\$44.4	0.3%	\$44.4	\$36.5	-17.8%
Romania	\$0.0	\$0.0	\$32.8	0.2%	\$0.0	\$0.0	
Pakistan	\$0.0	\$0.0	\$22.5	0.1%	\$0.0	\$0.0	
Canada	\$284.1	\$116.2	\$19.6	0.1%	\$3.7	\$3.4	-8.1%
Ecuador	\$22.4	\$61.2	\$19.0	0.1%	\$4.8	\$13.3	177.1%
Guatemala	\$0.0	\$0.0	\$8.5	0.0%	\$0.0	\$0.0	
Philippines	\$0.0	\$0.0	\$0.0	0.0%	\$0.0	\$0.0	
Byelarus	\$0.0	\$9.0	\$0.0	0.0%	\$0.0	\$0.0	
Costa Rica	\$0.0	\$4.5	\$0.0	0.0%	\$0.0	\$0.0	
Luxembourg	\$0.0	\$0.0	\$0.0	0.0%	\$0.0	\$0.0	

Done Internet | Protected Mode: On 100%

How to Increase Duty-Free Imports into the U.S.

- **Use GSP as a marketing tool**
- **Ensure that GSP treatment is claimed**
- **Identify GSP-eligible products that B-H is exporting to other markets**
- **Consider products with a GSP advantage**

GSP-Eligible Imports: Underutilized in 2011

- **Interchangeable tools, suitable for cutting metal
(8.4% MFN tariff) \$0.7m 43.5% utilization**
- **Sugar confections and sweetmeats, not w/cocoa
(5.6% MFN tariff) \$62,000 75.4% utilization**
- **Oil, fuel and air filters for combustion engines
(2.5% MFN tariff) \$0.9m 0% utilization**

Export home décor and craft items duty-free under GSP

- Wood statues, bowls, boxes, furniture & tableware (3.2-10.9% duty)
- Ceramic bowls and ornamental articles (6-9.8% duty)
- Woven baskets and bags (6.6% duty)
- Drawn & blown glass (6.4% duty)
- Carpets and rugs (6% duty)
- Brass, beaded, silver & other jewelry (5-11%)
- String & wind musical instruments (2.9-8.7%)
- Wall-hangings & pillow/cushion covers (3.8%)
- Handmade paper & paperboard (MFN free)

GSP Success story

HTS 2001.10.00

Preserved cucumbers (9.6% MFN tariff)

2008

2009

2011

\$92,614

\$165,262

\$301,471

Identifying & Developing potential U.S. buyers

- Depends on size, sector, experience
- Are you export-ready?
- Understanding the US market
- What kind of relationship: agent, distributor, partner, joint venture
- Best leads: your own network!
- Trade shows

Petition process to add new products

- **Product must not be excluded by statute, e.g., apparel**
- **Submit petition during Annual Review; deadlines listed in *Federal Register***
- **Provide the information required by the regulations**

For Further Information

GSP general information: <http://www.ustr.gov/trade-topics/trade-development/preference-programs/generalized-system-preference-gsp>

Lists of GSP-eligible and ineligible products:
<http://www.ustr.gov/trade-topics/trade-development/preference-programs/generalized-system-preferences-gsp/gsp-program-i-0>

For Further Information

U.S. Tariff Schedule: <http://www.usitc.gov/tata/hts>

See esp. General Note 4:

<http://www.usitc.gov/publications/docs/tata/hts/bychapter/1210gn.pdf#page=11>

U.S. Embassy contact:

Thank you!
Hvala!

